

Conservatory roofs

Conservatory roof order form

Unit 7 Snape Lane, Harworth, Doncaster DN11 8SP

Tel: 01302 759777 Fax: 01302 759789 Email: enquiries@rapidpvcusystems.co.uk



| | | |
|-------------------------------|--------------------------|--------------------------|
| PO number | | |
| This form is for | | |
| An order | <input type="checkbox"/> | <input type="checkbox"/> |
| A quote | <input type="checkbox"/> | <input type="checkbox"/> |
| Quote reference number | | |

| Your information | |
|--------------------------------|--|
| Company | |
| Account number (if applicable) | |
| Name | |
| Contact telephone | |
| Contact fax | |

| Glass delivery address | |
|------------------------|----------------------|
| | |
| Postcode | |
| | |
| Date ordered | Date required |
| | |

Please show an accurate roof plan including roof bar spacings if critical. Please show house wall and how the roof is situated against it. If lean-to type, is it against back wall only or into a corner situation?

Note: Show outlet position • Show all bay angles • All dimensions to be internal frame

OUTLET POSITION CODES (see overleaf)

| | |
|--|--|
| | |
| | |

LUSSO ORANGERY ROOF NEW!

Is this order for an orangery roof?

Yes

LIGHT OPTIONS

Down light

Gable frame (please sketch)

Ovolo
 Chamfered

| Polycarbonate options | |
|-----------------------|--------------------------|
| Size | |
| 25mm | <input type="checkbox"/> |
| 32mm | <input type="checkbox"/> |
| Foil inserts: | |
| Silver | <input type="checkbox"/> |
| Gold | <input type="checkbox"/> |
| Colour: | |
| Clear | <input type="checkbox"/> |
| Bronze | <input type="checkbox"/> |
| Opal | <input type="checkbox"/> |
| Bronze opal | <input type="checkbox"/> |
| Solar control | <input type="checkbox"/> |

| Glass options | |
|--|--------------------------|
| Perfect Day: | |
| Super Blue | <input type="checkbox"/> |
| Super Neutral | <input type="checkbox"/> |
| Super Bronze | <input type="checkbox"/> |
| Super Aqua | <input type="checkbox"/> |
| Thermal Blue | <input type="checkbox"/> |
| Other: | |
| Clear toughened | <input type="checkbox"/> |
| Unglazed | <input type="checkbox"/> |
| Contact us for full range of glass types | |

| Colour options | | | | |
|--|--------------------------|--------------------------|--------------------------|--------------------------|
| | EXT | INT | ALI OPTION | |
| | | | Hips only | Whole roof |
| White | <input type="checkbox"/> | <input type="checkbox"/> | <input type="checkbox"/> | <input type="checkbox"/> |
| Golden Oak | <input type="checkbox"/> | <input type="checkbox"/> | <input type="checkbox"/> | <input type="checkbox"/> |
| Rosewood | <input type="checkbox"/> | <input type="checkbox"/> | <input type="checkbox"/> | <input type="checkbox"/> |
| Cream | <input type="checkbox"/> | <input type="checkbox"/> | <input type="checkbox"/> | <input type="checkbox"/> |
| Irish Oak | <input type="checkbox"/> | <input type="checkbox"/> | <input type="checkbox"/> | <input type="checkbox"/> |
| Grey* | <input type="checkbox"/> | <input type="checkbox"/> | <input type="checkbox"/> | <input type="checkbox"/> |
| Black* | <input type="checkbox"/> | <input type="checkbox"/> | <input type="checkbox"/> | <input type="checkbox"/> |
| Chartwell Green* | <input type="checkbox"/> | <input type="checkbox"/> | <input type="checkbox"/> | <input type="checkbox"/> |
| * These colour options are sprayed only. If using a different supplier for windows, please supply RAL number so the roof colour can be matched | | | | |

| Roof height | |
|--|--|
| Overall height to top of wall plate (mm) | <input style="width: 100px;" type="text"/> |

| Frame details | |
|--------------------------|--|
| Height FFS Inc Cill (mm) | <input style="width: 100px;" type="text"/> |
| FRAME DEPTH | |
| 70mm | <input type="checkbox"/> |
| Other (specify) | <input style="width: 100px;" type="text"/> |

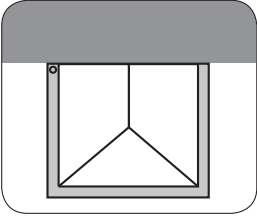
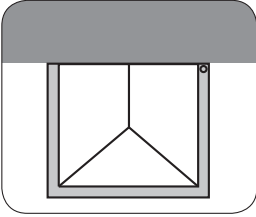
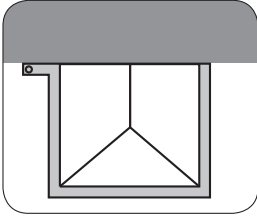
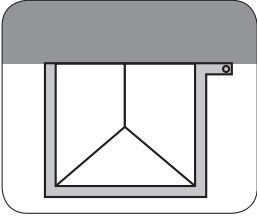
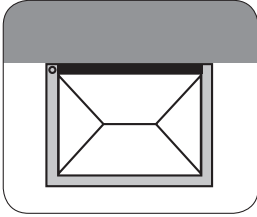
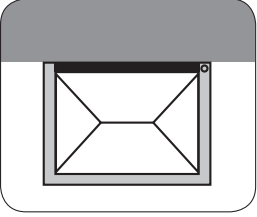
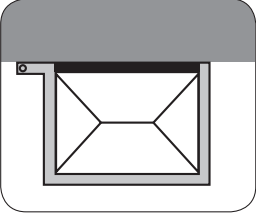
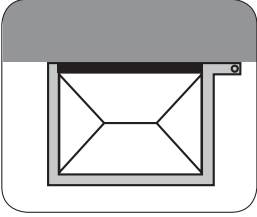
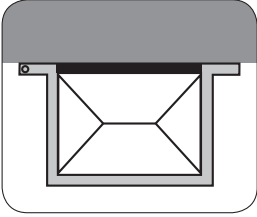
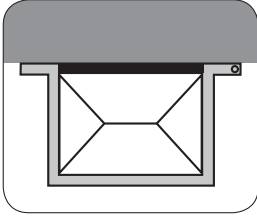
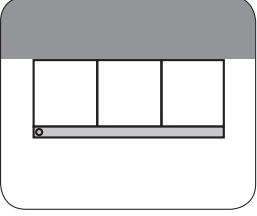
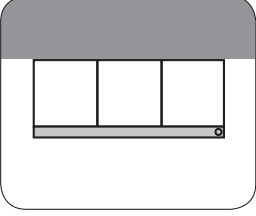
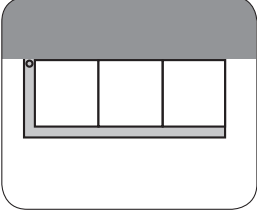
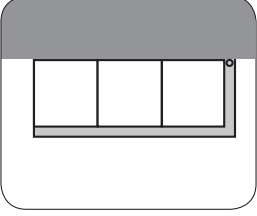
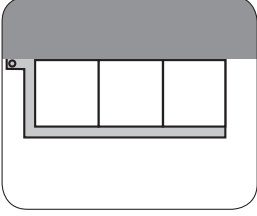
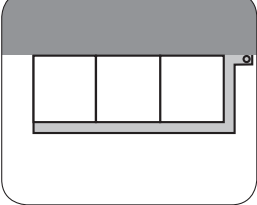
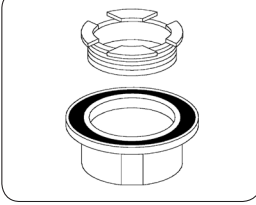
| Roof vents | |
|------------------------|--------------------------|
| Manual roof vent | <input type="checkbox"/> |
| Gold coloured winder | <input type="checkbox"/> |
| Chrome coloured winder | <input type="checkbox"/> |
| Electric vent | <input type="checkbox"/> |
| Rocker switch | <input type="checkbox"/> |
| Auto-vent controller | <input type="checkbox"/> |

| Finials and crestings | |
|-----------------------|--------------------------|
| Jacobean (PVC) | <input type="checkbox"/> |
| Regency (AL) | <input type="checkbox"/> |

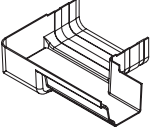
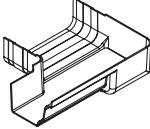
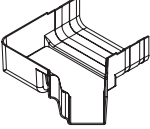
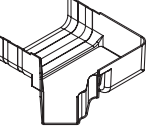
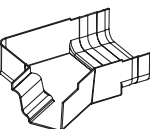
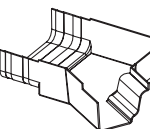
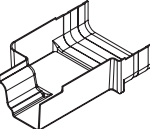
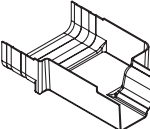
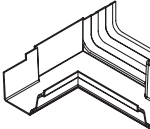
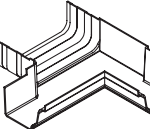
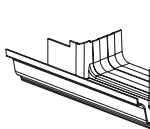
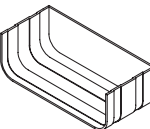
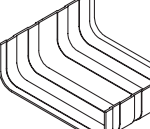

| Extras | |
|---|--------------------------|
| Gallows bracket (qty) Box gutter to be supported at 2.25m centres | <input type="checkbox"/> |
| Bi-fold bolster 4m (qty) Check freespan for your roof design | <input type="checkbox"/> |

| Additional notes | |
|------------------|--|
| | |

Default down pipe outlet options

| | | | | |
|---|---|--|--|---|
| Option 1L  | Option 1R  | Option 2L  | Option 2R  | Option 3L  |
| Option 3R  | Option 4L  | Option 4R  | Option 5L  | Option 5R  |
| Option 6L  | Option 6R  | Option 7L  | Option 7R  | Option 8L  |
| Option 8R  | Option 9  | <p>If none of these options are suitable, or you do not specify a position, you will receive Option 9. This integral gutter down pipe adaptor outlet allows you to place the downpipe anywhere.</p> | | |

Box gutter options

| | | | | | | |
|--|---|---|---|--|---|---|
|  |  |  |  |  |  |  |
| CRS8267 90° box gutter adaptor LH | CRS8267 90° box gutter adaptor RH | CRS8268 135° box gutter adaptor LH | CRS8268 135° box gutter adaptor RH | CRS8274 150° box gutter adaptor LH | CRS8274 150° box gutter adaptor RH | CRS8269 Inline box gutter adaptor LH |
|  |  |  |  |  |  |  |
| CRS8269 Inline box gutter adaptor RH | CRS8278 90° and inline box gutter adaptor LH | CRS8278 90° and inline box gutter adaptor RH | CRS8277 T-junction box gutter adaptor | CRS8275 Box gutter stop-end | CRS8276 Box gutter joint | CRS8214 Integral gutter downpipe adaptor |